

PRODUCT INFORMATION

STORA

 60 - 160 kg

 100 - 190 mm

 75 - 160 mm



TENTE

BETTER MOBILITY. BETTER LIFE.

HOUSINGS

PAGES: 4-7

WHEELS

PAGES: 8-11

FITTINGS

PAGES: 12-15



BETTER MOBILITY IN PREMIUM QUALITY

TENTE believes in smart mobility solutions which noticeably improve the life and working environment for a host of people. TENTE solutions increase productivity, ensure safety and open up new horizons in matters of design and durability as well as environmental friendliness. Leading manufacturers and companies from different industries rely on these competencies and our high production quality.

On the following pages you will find technical information about our Stora product family. We will also explain the added value this mobility solution offers to your organisation. Features include:

Quiet rolling

Soft wheel versions for a quiet working environment.

Low-maintenance wheels

Thread guards for unobstructed operation with minimal cleaning effort.


Efficient self-cleaning

Walkway castors with automatically self-cleaning tracks.

HOUSINGS



FEATURES




Easy steering

Swivel head with precision ball bearing or double ball races.




Colour matching

Colours can be adapted to match the product design.



Unique shape

Walkway castors with thread guards with integrated brake shoe.



Robust housing

Suitable for heavy loaded shopping and loading trolleys.



Chemical-resistant components

Resistant to many cleaning agents and chemical substances.



Tested quality

Tested in our own laboratory for compliance with European standards.



Non-hazardous materials

Complies with the RoHS directive and REACH regulation of the European Union. Does not contain polycyclic aromatic hydrocarbons or chromium (VI).

HOUSINGS

The robust construction of the housing is made of steel. Additionally, the swivel head with precision ball bearing or double ball bearing guarantees easy steering. The housing is bright zinc plated and blue passivated for long-lasting use.

Swivel castor

Wheel and housing are free to move for easy manoeuvrability.



The materials are tested in our own laboratory to ensure compliance with European standards. We offer special castors with an integrated brake shoe or flange wheel to ensure a safe operation on moving walkways.

● **Swivel castors with safety brake function**
Automatic brake function on walkways due to a flange wheel or a brake shoe.



● **Efficient self-cleaning**
The walkway castors with brake shoe have self-cleaning tracks which automatically remove dirt and stones from the wheel.

WHEELS




FEATURES



Low-maintenance wheels

Thread guards for unobstructed operation with minimal cleaning effort.



Quiet rolling

Soft wheel versions for a quiet working environment.



Efficient self-cleaning

Walkway castors with automatically self-cleaning tracks.




Safe operation on walkways

Standing function or flanged wheel for a secure stand on moving walkways.




Non-marking movement

Wheels with reduced abrasion and little cleaning requirement.



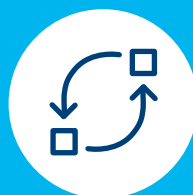
Low wear and tear wheels

Durable wheels with extremely low wear and tear properties.



Low-vibration transport

Extra soft wheels with good shock-absorbing properties.



Resource-conserving part replacement

Threaded axles allow for effortless wheel changes.

WHEELS

The characteristics of a wheel depend on the material and the bearing. These wheels benefit from reduced abrasion which means they don't mark floors or leave stains after long-standing periods. They also require little cleaning. They can also be used for floors made of untreated wood and natural stone.

Supratech

Extremely versatile with a smooth-running thermoplastic rubber tread. Also available as electric conductive version.

Puretech

Robust standard with rubber tread for versatile use. Soft wheel version for low volume rolling, ideal for a quiet work environment. Also available as antistatic version.



Here is an overview of the different wheel families using one example of each for illustrative purposes:

Maxtech
Perfect for functional design,
injection-moulded polyurethane.
Hard, solid wheel for a long-lasting use.




Safe operation on walkways
Standing function or flanged
wheel for a secure stand on
moving walkways.



FITTINGS



FEATURES



Variable fitting options

Different fitting dimensions for a large range of applications.

FITTINGS

We offer different fittings for a large range of applications. Fittings are available in various dimensions. Expanding fittings and adaptors allow for easy installation.



Plate fitting
Secure connection
with four screws.



Bolt hole
For screws of any
length.





Threaded stem
With square neck.

SWIVEL CASTORS

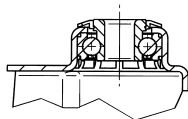
Housing versions



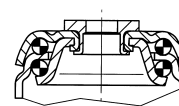
 Description	Housing type	Swivel castor	Swivel castor
	Article description	2340	2370
	Material	Pressed steel	Pressed steel
	Swivel bearing	Precision ball bearing	Two ball races
 Swivel interference	Wheel \varnothing 75 mm	-	135 mm
	Wheel \varnothing 100 mm	-	170 mm
	Wheel \varnothing 125 mm	201 mm	201 mm
	Wheel \varnothing 160 mm	-	-

Items with this sign "-" are not available in our standard range. Please contact us.

Swivel bearings



Precision ball bearing



Two ball races

Wheel versions



Description		Supratech	Supratech precision	Puretech	Puretech antistatic
	Product name	Supratech	Supratech precision	Puretech	Puretech antistatic
	Article description	PJJ	PJP	PIP	PHP
	Tread material	Thermoplastic rubber	Thermoplastic rubber	Solid rubber, grey, non-marking	Solid rubber, grey, non-marking
	Tread hardness	Shore A 85	Shore A 85	Shore A 75	Shore D 40
	Wheel body material	Polypropylene	Polypropylene	Polypropylene	Polypropylene
	Temperature range	-20°C / +60°C	-20°C / +60°C	-20°C / +60°C	-20°C / +60°C
	Width of tread / wheel Ø in mm	25 mm / Ø 75 32 mm / Ø 100-125	25 mm / Ø 75 32 mm / Ø 100-125	25 mm / Ø 75 32 mm / Ø 100-125	25 mm / Ø 75 32 mm / Ø 100-125
	Antistatic	-	-	-	●
	Roller bearing	●	-	-	-
	Precision ball bearing	-	●	●	●
	Wheel Ø 75 mm	-	75 kg	60 kg	-
	Wheel Ø 100 mm	80 kg	100 kg	80 kg	-
	Wheel Ø 125 mm	100 kg*	100 kg	80 kg	100 kg
	Wheel Ø 160mm	-	-	-	-

Items with this sign "●" are available in our standard range.

Items with this sign "-" are not available in our standard range. Please contact us.

The mentioned load capacity is only valid for the Stora product family. The load capacity of the wheel alone without housing could be different.

*PJJ wheel just for housing type 2370 and not for 2340.

Bearing types



Roller bearing



Precision ball bearing



Load capacity


The load capacity depends on the housing and wheel. It has been tested and fulfills the requirements according to EN 12530 at a speed of 4 km/h. When using four castors, calculate the necessary load capacity as follows: The sum of the weight of your application plus the additional load divided by three castors.

$$\frac{\text{Weight of application} + \text{load}}{3} = \text{Load capacity of one castor}$$

Fitting versions

Bolt hole fittings





 Description	Fitting type	Bolt hole	Bolt hole	Bolt hole
	Article description	P30	P30	P30
	Compatible with housing type	2370	2370	2340
	Bolt hole \varnothing	10 mm	11 mm 13 mm	13 mm
 Overall height	Wheel \varnothing 75 mm	100 mm	100 mm	-
	Wheel \varnothing 100 mm	129 mm	129 mm	-
	Wheel \varnothing 125 mm	-	155 mm	157 mm
	Wheel \varnothing 160 mm	-	-	-

Items with this sign "-" are not available in our standard range. Please contact us.

Treaded stem fitting





 Description	Fitting type	Threaded stem with square neck
	Article description	S74
	Compatible with housing type	2370
	Threaded stem measurements	M12 x 16 mm
 Overall height	Wheel \varnothing 75 mm	-
	Wheel \varnothing 100 mm	128 mm
	Wheel \varnothing 125 mm	154 mm
	Wheel \varnothing 160 mm	-

Items with this sign "-" are not available in our standard range. Please contact us.

Flange fitting





 Description	Fitting type	Vertical flange
	Article description	P72
	Compatible with housing type	2370
	Thread position from bottom / for wheel diameter in mm	162,5 mm / \varnothing 100 188,5 mm / \varnothing 125
	Solid stem \varnothing	10 mm
	Flange measurements	63,5 x 35 mm
 Overall height	Wheel \varnothing 75 mm	-
	Wheel \varnothing 100 mm	129 mm
	Wheel \varnothing 125 mm	155 mm
	Wheel \varnothing 160 mm	-

Items with this sign "-" are not available in our standard range. Please contact us.

SWIVEL CASTORS FOR WALKWAYS

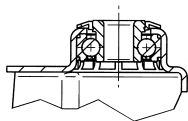
Housing versions



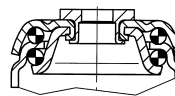
 Description	Housing type	Swivel castor for walkways	Swivel castor for walkways	Swivel castor for walkways
	Article description	2845	2875	3875
	Compatible with wheels with	Brake shoe	Brake shoe or flanged wheel	Flanged wheel
	Housing material	Pressed steel	Pressed steel	Pressed steel
	Swivel bearing	Precision ball bearing	Two ball races	Two ball races
 Swivel interference	Wheel \varnothing 75 mm	-	-	-
	Wheel \varnothing 100 mm	-	-	-
	Wheel \varnothing 125 mm	100 mm	205 mm	-
	Wheel \varnothing 160 mm	-	-	123 mm

Items with this sign "-" are not available in our standard range. Please contact us.

Swivel bearings



Precision ball bearing



Two ball races

Wheel versions



i		Supratech	Supratech conductive	Puretech	Maxtech	Maxtech
Description	Product name	ZJJ	ZHP	ZIP	QMP	ZAP
	Article description	ZJJ	ZHP	ZIP	QMP	ZAP
	Tread material	Thermoplastic rubber	Thermoplastic rubber	Rubber	Polyurethane	Polyurethane
	Tread hardness	Shore A 87	Shore A 87	Shore A 80	Shore D 59	Shore A 92
	Wheel body material	Plastic	Plastic	Plastic	Polyurethane	Plastic
	Temperature range	-40°C / +60°C	-40°C / +60°C	-40°C / +60°C	-40°C / +60°C	-40°C / +60°C
	Width of tread / wheel Ø in mm	- 40 mm / Ø160	32 mm / Ø125 -	32 mm / Ø125 -	32 mm / Ø125 -	32 mm / Ø125 -
	Antistatic	-	●	-	-	-
	Flanged wheel	● Left and right hand design	● Left and right hand design	● Left and right hand design	-	● Left and right hand design
	Brake shoe	-	-	-	●	-
Bearing type	Roller bearing	●	-	-	-	-
	Precision ball bearing	-	●	●	●	●
Load capacity	Wheel Ø 75 mm	-	-	-	-	-
	Wheel Ø 100 mm	-	-	-	-	-
	Wheel Ø 125 mm	-	100 kg	100 kg	80 kg	100 kg
	Wheel Ø 160mm	160 kg	-	-	-	-

Items with this sign "●" are available in our standard range.

Items with this sign "-" are not available in our standard range. Please contact us.

The mentioned load capacity is only valid for the Stora product family. The load capacity of the wheel alone without housing could be different.

Bearing types



Roller bearing



Precision ball bearing



Load capacity

The load capacity depends on the housing and wheel. It has been tested and fulfills the requirements according to EN 12530 at a speed of 4 km/h. When using four castors, calculate the necessary load capacity as follows: The sum of the weight of your application plus the additional load divided by three castors.

$$\frac{\text{Weight of application + load}}{3} = \text{Load capacity of one castor}$$

Fitting versions

Bolt hole fittings



 Description	Fitting type	Bolt hole	Bolt hole	Bolt hole
	Article description	P30	P30	P30
	Compatible with housing type	2875	2875 2845	3875
	Bolt hole \varnothing	11 mm	13 mm	13 mm 14,5 mm
 Overall height	Wheel \varnothing 75 mm	-	-	-
	Wheel \varnothing 100 mm	-	-	-
	Wheel \varnothing 125 mm	153 mm	153 mm	-
	Wheel \varnothing 160 mm	-	186 mm	186 mm

Items with this sign "-" are not available in our standard range. Please contact us.

Plate fittings



 Description	Fitting type	Plate
	Article description	P63
	Compatible with housing type	3875
	Size of plate	137 x 105 mm
	Plate hole centres	105 x 80/75 mm
	Plate hole \varnothing	11 mm
 Overall height	Wheel \varnothing 75 mm	-
	Wheel \varnothing 100 mm	-
	Wheel \varnothing 125 mm	-
	Wheel \varnothing 160 mm	190 mm

Items with this sign "-" are not available in our standard range. Please contact us.

Additional information



Important notice

Designed for the following palletsize:

Track width: approx. 2,75 mm

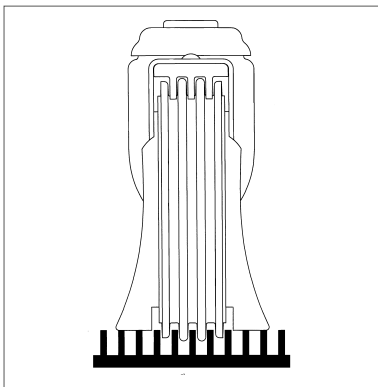
Groove width: approx. 5,7 mm

Groove depth: > 10 mm

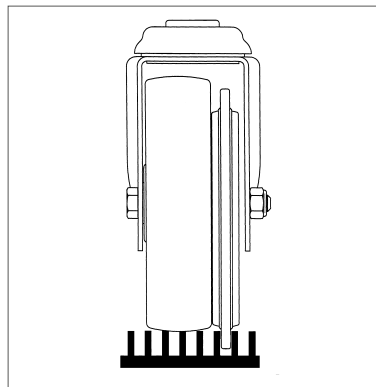
Information for wheels with flanged wheel

Use on uneven floors, outdoors (ground beams, gaps, joints, manhole covers, etc.) can affect the life expectancy of castors.

Drawings



Wheel with integrated brake shoe.



Wheel with flanged wheel.

DIVERSITY WITH A SYSTEM

OUR CASTORS

All of our products have their own specific qualities and strengths. Whether it's high design standards, specialist applications or exceptional load capacities – our range meets the criteria. With this in mind, our system can be varied to fit different models.

From the correct dimensions and technical specifications to the required configuration, whatever you need, our product families can offer you the ideal solution. Contact us for more information or visit our website: www.tente.com

E-Drive



⌀ 125 mm

Alpha



⌘ 70 - 500 kg
⌀ 58 - 250 mm

Delta



⌘ 300 - 600 kg
⌀ 125 - 200 mm

Delta twin



⌘ 600 - 750 kg
⌀ 125 - 200 mm

Zeta



⌘ 300 - 800 kg
⌀ 125 - 250 mm

Kappa



⌘ 300 - 2.000 kg
⌀ 80 - 300 mm

Kappa flex




⌘ 360 - 750 kg
⌀ 160 - 200 mm

Omikron



⌘ 900 - 12.000 kg
⌀ 100 - 500 mm

Radiata



⌘ 1.200 - 1.500 kg
⌀ 80 mm

Scout



150 - 350 kg
160 - 200 mm

Integral



80 - 150 kg
100 - 200 mm

Integral twin



125 - 250 kg
100 - 150 mm

Linea



40 - 150 kg
50 - 150 mm

Aviana



100 kg
75 mm

Agila



40 - 100 kg
50 - 150 mm

Stora



60 - 160 kg
75 - 160 mm

Mono



30 - 70 kg
50 - 100 mm

Galea



60 - 100 kg
100 - 125 mm

Levina



60 - 100 kg
75 - 150 mm

Anika



40 - 50 kg
55 - 75 mm

Lumina



20 - 100 kg
35 - 100 mm

Stylea



40 - 100 kg
35 - 100 mm

Smiles



40 kg
50 mm

Compacta



10 - 40 kg
14 - 50 mm

EXPERTISE THAT INSPIRES

CONTACT US

We are a global company that offers you support on five continents. That means on the spot support with an equal opportunity service and in-depth knowledge. Additionally, our experienced solution experts can advise you on the best mobility solution for your needs. Find your local TENTE contact on our website: www.tente.com/locations

INCREASE YOUR EFFICIENCY

With our smart mobility solutions, we help you save time, effort, energy and operational costs. This way you can improve your working methods and conditions, thereby achieving optimisation of your processes and ensuring increased productivity, profitability and safety. Request our solution catalogue or read how our customers benefit from our customised solutions on our website: www.tente.com/solutions

SAVE DEVELOPMENT TIME

You can find technical drawings, 3D CAD data and product data sheets on our website: www.tente.com/stora


GET MORE INFORMATION

You can download catalogues and brochures on our website – and find useful information and customer references too: www.tente.com/download



ER LIFE.

ET



www.tente.com



PRODUCTIVITY



SAFETY



DESIGN



DURABILITY



ENVIRONMENT